

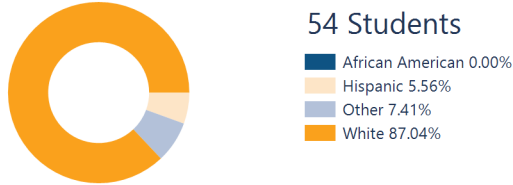


Elk Valley High School -
Elk Valley USD 283

701 Delaware, Longton, KS 67352-0087
(620) 642-2215
www.usd283.org
Principal: **Megan Gaston**

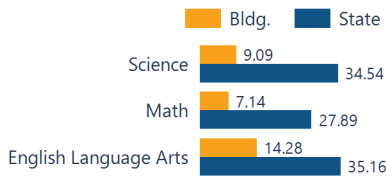
System Accreditation Status: **Accredited**
ESSA Annual Meaningful Differentiation: **2021 data not required**
Grades: **6-12**
Superintendent: **Jason Crawford**

Demographics

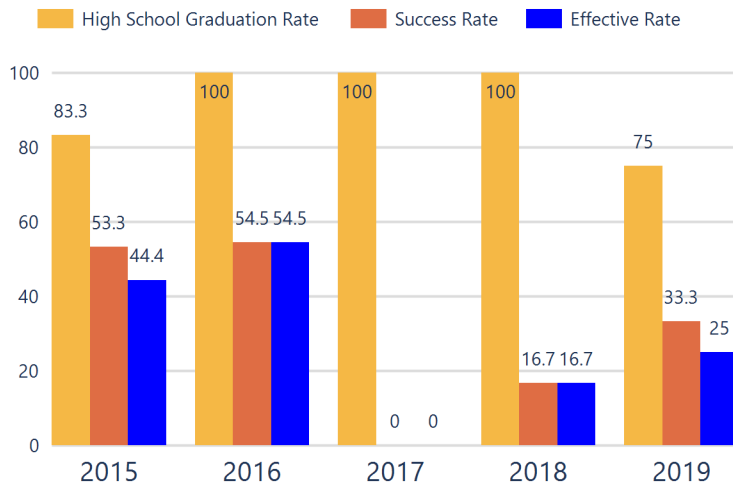


Academically Prepared for Postsecondary Success

The percentage of students who scored at Levels 3 and 4 on the state assessment.



District Postsecondary Effectiveness



District Kansans Can Star Recognition

	Gold	Silver	Bronze	Copper
Social-Emotional Growth				
Kindergarten Readiness				
Individual Plan of Study				
Academically Prepared for Postsecondary				
Civic Engagement				
High School Graduation				
Postsecondary Success				

Kansas CAN lead the world!
Graduation **95%**
Effective Rate 70-75%

Five-Year Graduation Avg **92.2%**

Five-Year Success Avg **34.0%**

Five-Year Effective Avg **31.4%**

95% Confidence Interval for the Predicted Effectiveness Rate **32.7 - 37.9%**

The numerator and denominator in the Five-Year Averages contain total student counts over five years (2015-2019) and are rounded to the nearest whole number.

- Graduation Rate:** The 4-year adjusted cohort graduation rate is the number of students who graduate in four years with a regular high school diploma divided by the number of students who entered high school as 9th graders four years earlier (adjusting for transfers in and out).
- Success Rate:** A student must meet one of the four following outcomes within two years of High School graduation.
 - Student earned an Industry Recognized Certification while in High School.
 - Student earned a Postsecondary Certificate.
 - Student earned a Postsecondary Degree.
 - Student enrolled in Postsecondary in both the first and second year following High School graduation.
- Effective Rate:** The calculated Graduation Rate multiplied by the calculated Success Rate.

GRADUATION RATE

The four-year adjusted cohort graduation rate is the percentage of students in a cohort, adjusted for transfers into and out of the school, district, or state, who graduate with a regular high school diploma within four years of entering high school.

100.0%

State: School ESSA Expenditures Per Pupil

88.1

Expenditures reflect those for the normal day-to-day operation of schools as reported by the Local Education Agency. The following expenditures are excluded: capital outlay, school construction and building improvements, equipment and debt services.

\$19,256

ATTENDANCE RATE

Rate at which students are present at school, not including excused or unexcused absences.

91.7%

State: 93.8

State: \$12,863

CHRONIC ABSENTEEISM

Percentage of students who miss 10% or more of school days per year either with or without a valid excuse.

43.1%

State: 17.5

[Click here for State Financial Accountability.](#)

DROPOUT RATE

The dropout rate is calculated annually and reflects the number of seventh- twelfth grade students who drop out in any one school year. A dropout is any student who exits school between October 1 and September 30 with a dropout EXIT code AND does not re-enroll in school by September 30.

N/A

State: 1.7



School Academic Success

State Assessment scores are displayed by student subgroup over three years time in three subjects: Math, English Language Arts (ELA), and Science. Assessment scores are not available for the 2020 school year.

Academically Prepared for Postsecondary Success

ALL STUDENTS

	2018-19			2019-20			2020-21		
	Math	ELA	Sci	Math	ELA	Sci	Math	ELA	Sci
Level 1	60.00	33.33	53.84	N/A	N/A	N/A	42.85	50.00	18.18
Level 2	33.33	26.66	30.76	N/A	N/A	N/A	50.00	35.71	72.72
Level 3	6.66	33.33	7.69	N/A	N/A	N/A	7.14	14.28	9.09
Level 4	0.00	6.66	7.69	N/A	N/A	N/A	0.00	0.00	0.00

FREE AND REDUCED LUNCH STUDENTS

	2018-19			2019-20			2020-21		
	Math	ELA	Sci	Math	ELA	Sci	Math	ELA	Sci
Level 1	58.33	33.33	N/A	N/A	N/A	N/A	47.36	57.89	N/A
Level 2	33.33	33.33	N/A	N/A	N/A	N/A	47.36	36.84	N/A
Level 3	8.33	33.33	N/A	N/A	N/A	N/A	5.26	5.26	N/A
Level 4	0.00	0.00	N/A	N/A	N/A	N/A	0.00	0.00	N/A

STUDENTS WITH DISABILITIES

	2018-19			2019-20			2020-21		
	Math	ELA	Sci	Math	ELA	Sci	Math	ELA	Sci
Level 1	N/A	N/A	N/A	N/A	N/A	N/A	N/A	N/A	N/A
Level 2	N/A	N/A	N/A	N/A	N/A	N/A	N/A	N/A	N/A
Level 3	N/A	N/A	N/A	N/A	N/A	N/A	N/A	N/A	N/A
Level 4	N/A	N/A	N/A	N/A	N/A	N/A	N/A	N/A	N/A

AFRICAN-AMERICAN STUDENTS

	2018-19			2019-20			2020-21		
	Math	ELA	Sci	Math	ELA	Sci	Math	ELA	Sci
Level 1	N/A	N/A	N/A	N/A	N/A	N/A	N/A	N/A	N/A
Level 2	N/A	N/A	N/A	N/A	N/A	N/A	N/A	N/A	N/A
Level 3	N/A	N/A	N/A	N/A	N/A	N/A	N/A	N/A	N/A
Level 4	N/A	N/A	N/A	N/A	N/A	N/A	N/A	N/A	N/A

HISPANIC STUDENTS

	2018-19			2019-20			2020-21		
	Math	ELA	Sci	Math	ELA	Sci	Math	ELA	Sci
Level 1	N/A	N/A	N/A	N/A	N/A	N/A	N/A	N/A	N/A
Level 2	N/A	N/A	N/A	N/A	N/A	N/A	N/A	N/A	N/A
Level 3	N/A	N/A	N/A	N/A	N/A	N/A	N/A	N/A	N/A
Level 4	N/A	N/A	N/A	N/A	N/A	N/A	N/A	N/A	N/A

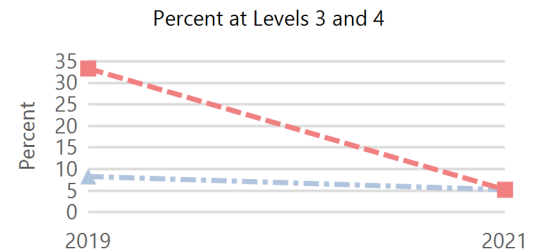
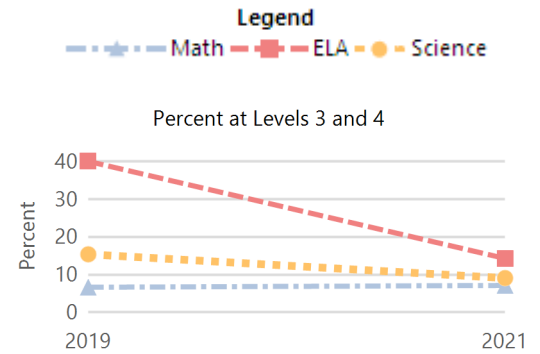
N/A: To protect student privacy, when a subgroup has fewer than 10 students, the data are not displayed.

ACT Performance (2021 School Year)

ACT is a national college admissions exam that includes subject level tests in English, Math, Reading and Science. Students receive scores that range from 1 to 36 on each subject and an overall Composite score. This report provides the average Composite score for the 2021 graduating seniors who took the ACT as sophomores, juniors, or seniors.

Note: Not all eligible students completed an ACT.

Building	18.9	
State	19.8	



Percent at Levels 3 and 4
 *To protect student privacy, when a subgroup has fewer than 10 students the data are not displayed. Assessment scores are not available for the 2020 school year.

Percent at Levels 3 and 4
 *To protect student privacy, when a subgroup has fewer than 10 students the data are not displayed. Assessment scores are not available for the 2020 school year.

Percent at Levels 3 and 4
 *To protect student privacy, when a subgroup has fewer than 10 students the data are not displayed. Assessment scores are not available for the 2020 school year.